

## Bending

BGD-5.1



### Digital Bending Bench BGD-5.1

Ref.No. 45640



### Advantages

BGD-5.1 is the ideal bending machine for small series of busbars and individual bending work. During bending operation the digital angle measurement with full automatic spring back compensation, will ensure outstanding accuracy of  $\pm 0.25$  degrees. The automatic length stop, will travel up to 800 mm, positioning your bus bar within seconds and a precision of 0.5 mm. Last but not least, the integrated power pack takes care of convincing cycle times, at only 11.5 sec. for a full 90 degree bend including spring back compensation.

The BGD-5.1 has a USB interface to which optional a PC can be connected. There is the possibility to program serial parts either directly on the machine or from your PC. No CNC, or whatsoever programming skills are requested, but only the NovoBend Software. Even complicated busbars can be created using the Software NovoBend and are displayed graphically on your PC before starting the initial bending operation.

- ▶ digital angle encoder with precision to  $\pm 0.25$  degrees
- ▶ full automatic spring back compensation
- ▶ no trial bends, no set up times
- ▶ supplied with built in high performance 3-phase power pack
- ▶ optional step and edge bending tools for special bending applications
- ▶ tight L-, U- and Z-bends possible
- ▶ programming of serial parts using the NovoBend software (optional)
- ▶ USB interface for connecting a PC
- ▶ mobile machine on wheels for ease of use

## Bending

### BGD-5.1




### Technical specifications

Height	1,100 mm
Depth	950 mm
Width	1,630 mm
Weight	300 kg
Operating Pressure	200 bar
Force	180 KN
Bending capacity max.	160 x 13 mm (6"x1/2")
Bending radius adaptors	7.5; 10; 15 mm
Power rating	0.75 kW
Voltage	400 V 3-/50 Hz
Oil flow	3.6 l/min
Cycle time*	11.5 sec.
Cycle time** (repeat operation)	9.4 sec.
Minimum L-Bend	25 mm
Minimum U-Bend	60 mm
Minimum Z-Bend	70 mm

\* 90° bend, 120 x 10 mm busbar size, return stroke incl. full automatic spring back compensation

\*\* 90° bend, 120 x 10 mm busbar size repeated operation



**novopress**


**NovoBend 2.0**



We reserve the right to make technical modifications.

## Bending

BGD-5.1



### Accessories



**Offset-Bending-Tools** Ref.No. 31671 (small), Ref.No. 31188 (large)

Two different Offset-Bending-Tools enable very short and 100% parallel offset bendings for your switchgear. One for copper busbar up to 80 x 8 mm (small) and the second for 120 x 10 mm busbar (large).




**Flat-Bending-Tool** Ref.No. 31221

With our unique Flat-Bending-Tool copper busbars up to 50 x 10 mm can be 90° flat bended. Especially on grounding busbars in the switchgear, many 90° bolt connections can be saved.


We reserve the right to make technical modifications.

## Bending

BGD-5.1




### Accessories



Supplementary-Bender-BGD Ref.No. 31850

The L-Bending-Tool allows extremely short L-bends with only 25 mm leg length. Thus, even on switchgear with very tight installation space, circuit breaker connections can be made with ease. Indispensable for modern switchgear or panel manufacturers.



Z-Bending-Tool Ref.No. 45470 (small), Ref.No. 45810 (large)

By using the bending extension „Z“ special step bendings can be produced. For this purpose we offer two different options. With the smaller step bending tool can be bent a 90° „Z“ in copper with a maximum of 120 x 6 mm and an internal dimension (inside to inside) of 27 mm. The larger step bending tool allows bends of a 90° „Z“ in copper material with a maximum of 100 x 10 mm and an internal dimension (inside to inside) of 30 mm.

### Software package „NovoBend“

With our additional software package „NovoBend“ bending programs can be edited on any external PC.

We reserve the right to make technical modifications.